





Our purpose

Moving. Together.

Our pillars

Kia hoe ngātahi

Move together
as one

Te anamata

Leave great
legacies

Kia tika te mahi

Deliver the
right things

Kia marutau

Enable a
safe system

Our purpose

Moving. Together.

Our pillars



Te anamata

Leave great
legacies

Kia tika te mahi

Deliver the
right things

Kia marutau

Enable a
safe system

Kia hoe ngātahi

Move together as one

We lead with others
to achieve valuable
transport outcomes



Local government and our suppliers



Iwi



Our people

Our values

Ngākau aroha

Have heart

Kotahitanga

Better together

Kia māia

Be brave

Mahia

Nail it

Our purpose

Moving. Together.

Our pillars

Kia hoe ngātahi

Move together
as one



Kia tika te mahi

Deliver the
right things

Kia marutau

Enable a
safe system

A woman with long blonde hair and glasses, wearing a light blue t-shirt, is adjusting a blue and black helmet on a young child. The child is wearing a teal shirt and a black watch. They are outdoors, with a blurred background of trees and a fence. The scene is lit with warm, golden light, suggesting late afternoon or early morning.

Te Anamata

Leave great legacies

We shape and invest in a sustainable
transport system for everyone

National Land Transport Fund and Crown funding

\$13.6
billion

2021 - 2024

\$6.3b

2024 - 2027

\$4.5b

2027 - 2031

\$2.8b

National Land Transport Fund and Crown funding

\$**13.6**
billion

Including projects such as:

**Papakura to Drury South
Penlink**

Whangarei to Port Marsden Highway

Ōtaki to north of Levin

Te Ahu a Turanga /

Manawatū Tararua Highway

Ngauranga to Petone shared pathway

SH2 Waihi to Tauranga

An aerial photograph of a coastal town, likely Napier, New Zealand. In the foreground, a multi-lane bridge spans a body of water, with a large truck and several cars crossing it. To the left of the bridge is a sandy beach and a small boat. Behind the beach is a large parking lot filled with cars and a building with a blue roof. Further back is a harbor filled with many boats, and a large mountain range in the background under a clear sky.

National Land Transport Fund and
New Zealand Upgrade Programme

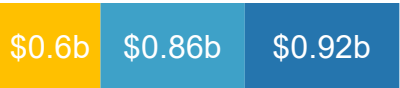
Multi-modal spend

National Land Transport Fund and
New Zealand Upgrade Programme

Multi-modal spend

2018 - 2021

\$2.4b



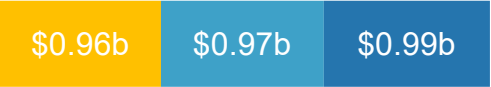
2021 - 2024

\$3.5b



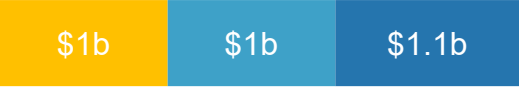
2024 - 2027

\$2.9b



2027 - 2030

\$3.1b



Year 1 Year 2 Year 3

TOTAL: Walking, cycling and public transport

Our purpose

Moving. Together.

Our pillars

Kia hoe ngātahi

Move together
as one

Te anamata

Leave great
legacies



Kia marutau

Enable a
safe system

Kia tika te mahi

Deliver the right things

We partner and invest to maintain, operate and improve the land transport system



Winner of

Te Tohu a te Pirimia Prime Minister's Award



Digital in action





National Land Transport Fund

Maintenance spend

State highways and local roads

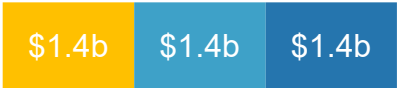
National Land Transport Fund

Maintenance spend

State highways and local roads

2018 - 2021

\$4.2b



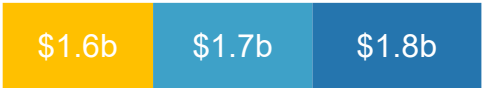
2021 - 2024

\$4.7b



2024 - 2027

\$5.1b



2027 - 2030

\$5.6b



■ Year 1 ■ Year 2 ■ Year 3

Our purpose

Moving. Together.

Our pillars

Kia hoe ngātahi

Move together
as one

Te anamata

Leave great
legacies

Kia tika te mahi

Deliver the
right things





Kia marutau Enable a safe system

We reduce harm to people
and the environment

A Safe System summary of annual road deaths 2019

People

352 DEATHS 

130 Light vehicle drivers (25+)

32 Young drivers (16-24)

79 Passengers

56 Motorcyclists

31 Pedestrians

13 Cyclists

10 Truck drivers

1 Bus driver

Aged six months to 91 years old

\$1.54b social cost

Roads & roadsides



82%* died on roads with a medium or higher IRR**

73%* died in areas defined as rural

177 died on a state highway

182 deaths involved the vehicle hitting a roadside object

114 died in head-on crashes

*Six month sample July-December 2019

**Infrastructure risk rating KiwiRAP/UrbanRAP assessment

Speed

72%* died on roads with a speed limit set higher than the SAAS*

55%* died on roads in the Top 10% requiring speed management

*Safe and appropriate speed

Vehicles



47%* died in 1-star or 2-star vehicles

81 died not wearing a seatbelt

67 died in crashes involving a truck

57 died in crashes involving motorcycles





We will focus our efforts in the areas that will have the greatest impact:

- **Speed management**
- **Vehicle safety**
- **Work-related road safety**
- **Road user choices**
- **System management**



National Land Transport Fund

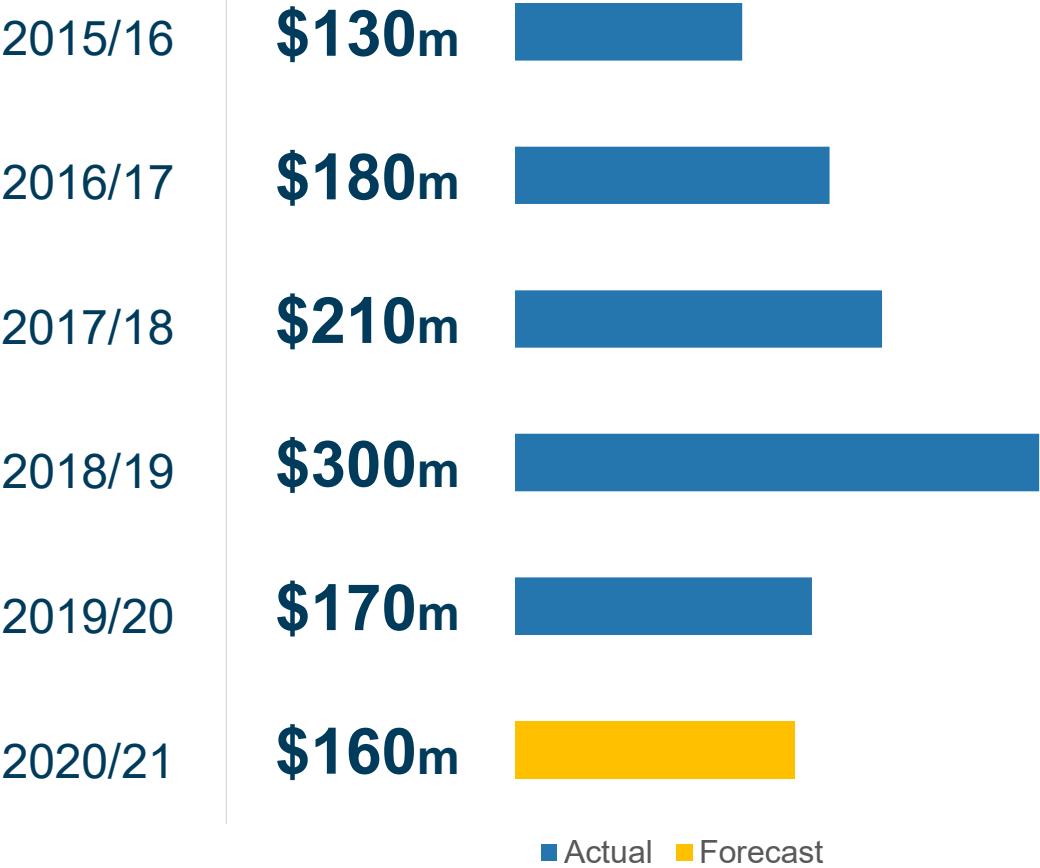
Emergency works spend

State highways and local roads

National Land Transport Fund

Emergency works spend

State highways and local roads



A focus on sustainability





Moving. Together.